

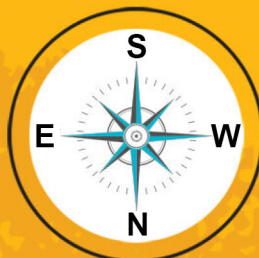
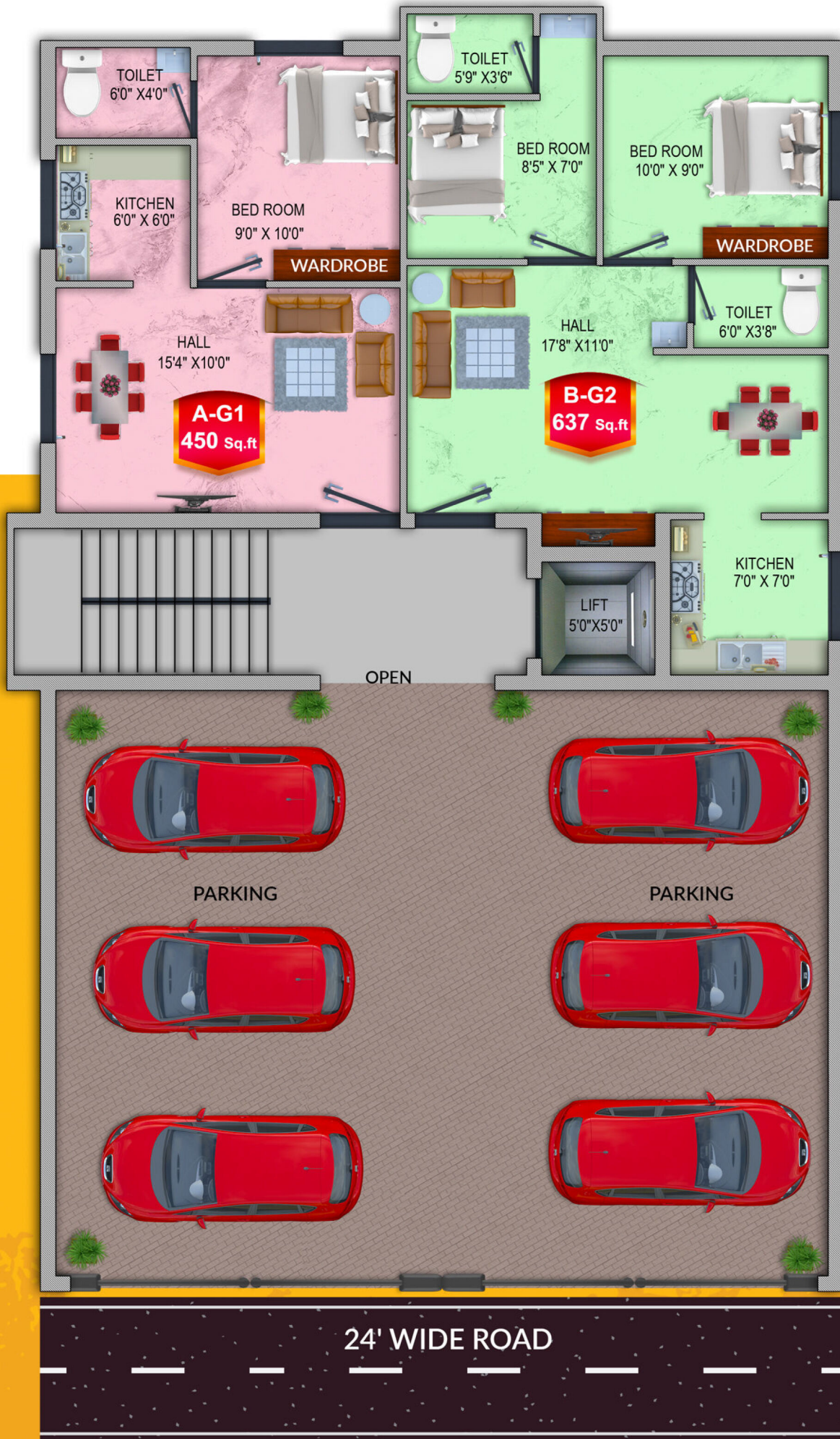


Shivani Homes

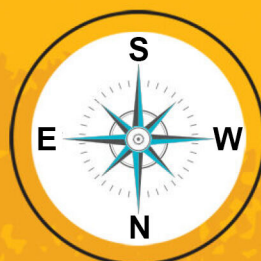
SITE ADDRESS

No: 2, 4th Street Lakshmi Narayanan Nagar
Pammal, Chennai-600 075

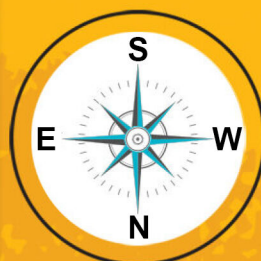
GROUND FLOOR PLAN



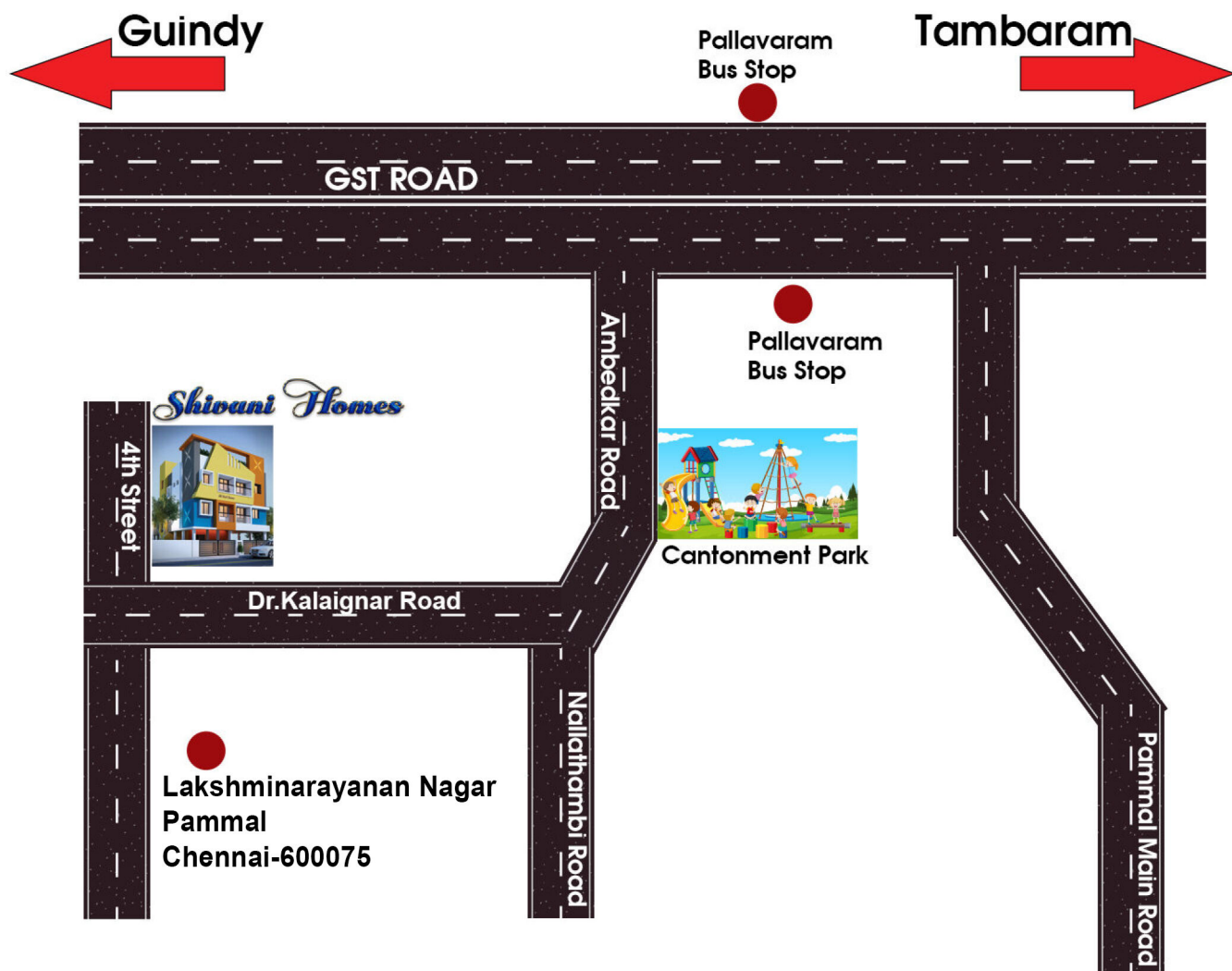
FIRST FLOOR PLAN



SECOND FLOOR PLAN



KEY LOCATION



AREA DETAILS

FLAT	SQ.FT
A-G1	450 Sq.ft
B-G2	637 Sq.ft
A-F1	600 Sq.ft
B-F1	711 Sq.ft
A-F2	453 Sq.ft
B-F2	652 Sq.ft

FLAT	SQ.FT
A-S1	600 Sq.ft
B-S1	711 Sq.ft
S3	453 Sq.ft

SPECIFICATIONS

FOUNDATION & COLUMN CONCRETE

RCC M25 concrete and Fe 500 TMT bar's using "ARS / Surya / Kamatchi / isteel"

BRICK WORKS

230mm brick work using class 70 chamber Bricks with 1:5 CM in English bond.

BEAM & STRUCTURE

RCC column in M25 grade concrete, RCC roof Beam, roof slab RCC lintel, chajas, lofts, using M25 concrete 230 thick brick wall in 1:5 CM and 150 thick brick wall in 1:4 CM.

PLASTER

Internal walls 1:4 CM sponge smooth finish, Ceiling 1:3 CM sponge finish, outer wall's 1:4CM Wooden float finish. (All walls, beams will be Plastered after placing chicken mesh over Electrical conduits)

JOINERY

Teak wood frame for all doors and windows. Front door in composite Teak Wood flush door. Other doors are BWR (Boiling Water Resistant) commercial Grade flush doors.

Iron mongrey (tower bolt, aldrops etc.) for front Doors in Brass, others in Aluminum. Front door Will have six lever Godrej lock with handles. All windows opening will have safety MS Grill Safety Grill Door for Front Door, Back Door, Head Room Door, First Floor Door.

ELECTRIFICATION

Three phase connection – All cables in "Finolex / Orbit / Kundan Cab". All switches and sockets in "Anchor Roma " Modular type.

CUPBOARD

Cupboard will be provided in all rooms in polished kadapa.

FLOORING

24 x 24 "Johnson / Orient Bell / Somany" make vitrified Tiles (made for the Entire carpet area Service, Stairway.

ANIT – SKID Ceramics tile flooring in toilets. Toilets to have 7 feet height in KAJARIA glazed tile 300 x 200.

KITCHEN will have edge polished jet black GRANITE counter & sink of size 2' x 2' x 1½ Feet.

PLUMBING

All toilets will have hot and cold water facility. All washbasin's and EWC'S with PVC flush tank in "Parryware / Hindware" make white colour.

All taps, angle corks, shower roses, health Facets, Will be in "Parryware / Water man / Metro" basic model. Long body taps in kitchen sinks.

SANITATION

All conduits for sullage water in 50 MM and Sewerage water in 100MM PVC "Finolex / Supreme" Conduits of Pipes Adequate Traps, Gullies and Inspection Champers with Manhole Covers.

PARAPET WALL

3 feet height wall in 115 thick brick with pillars.

COLOURING

Ceiling three coats white wash Internal and External Walls with "ACE" Asian emulsion Joinery, Grills in Enamel paint front door French polish.

BOREWELL

6" dia 200 feet deep and CRI MOTOR PUMP

1. Water and Electricity to be Client, If any require for Fittings, Electricity, Main board, TNEB Cable EB Metro water, drainage connection charges are included.

2. Cost of Elevation treatment are included after designing the perspective view.

3. Weathering course, Stair Head room, Projection balcony, Compound wall with gate, septic tank & Water tank are including.



OFFICE ADDRESS



NO. 9, SIGNAL OFFICE ROAD, ANNA NAGAR,
PAMMAL, CHENNAI-600 075

PHONE **99417 07777 / 72998 29999**

PHONE **044-48657555**

EMAIL **ssrealhomes18@gmail.com**